

# NAPOLEON

GAS INSERTS

IR SERIES - IR3, IR3G, XIR3 & XIR4

UP TO 83% EFFICIENCY RATING



ADVANCED  
**INFRARED**  
TECHNOLOGY



MODULATING  
**DUAL BURNER**  
SYSTEM



AMAZING  
**TRIPLE FLAME**  
PATTERN



ECO-FRIENDLY  
**GO GREEN**  
TECHNOLOGY






XIR4 shown with wrought iron door kit, Porcelain Reflective Radiant Panels and one piece painted black surround



IR3G shown with Zen modern door kit in wrought iron finish, Porcelain Reflective Radiant Panels, Topaz glass CRYSTALINE ember bed and deluxe five piece surround

# A NEW LEVEL OF FIRE AND COMFORT

 Napoleon® - Incorporating direct vent technology with infrared technology (IR).



Napoleon – Providing some of the highest infrared heat in the industry. Our new IR series direct vent gas inserts feature Napoleon's advanced infrared technology and flame modulation. The new XIR gas inserts offer a modulating dual burner system that results in a firebox filled with a stunning triple flame pattern. The new IR Series features cost saving benefits of Zone Heating (heating the room you use most) plus the benefit of replacing an old drafty masonry fireplace with an efficient, warm, glowing yellow dancing flame. A multitude of designer options are available to create the exact statement you have been looking for. All accessories are available for all units, with the exception of the cast iron surround (CI3S) which is only available for the IR3, IR3G and the XIR3. Style, comfort and efficiency – the IR Series has it all.

## What is Infrared Heat?

Infrared heat is transmitted by invisible heat waves from a source of heat to a cooler object. Like those coming from the sun, infrared heat waves radiate from our new IR Series of inserts heating any object in its path. Infrared heat waves do not lose any of the heat as they pass through the air.



**IR3 Gas Insert with Logs**  
Shown with the geometrically designed, deluxe five piece surround and Porcelain Reflective Radiant Panels



**IR3G Gas Insert with Glass**  
Shown with contemporary rectangular front in satin chrome plated finish, Porcelain Reflective Radiant Panels, Topaz glass CRYSTALINE ember bed and deluxe five piece surround



**XIR3 Deluxe Gas Insert with Logs**  
Shown with cast iron surround (CI3S) and Old England decorative brick panels



**XIR4 Deluxe Gas Insert with Logs**  
Shown with Zen modern door kit in painted black finish, Newport® decorative brick panels and one piece painted black surround



IR Series Burner - Maximum Infrared Heat



Porcelain Reflective Radiant Panels



Newport® Decorative Brick Panels



Old England Decorative Brick Panels





# NEW AND INNOVATIVE INSERT TECHNOLOGY

1

## Napoleon's Infrared & Heat Transfer Technology

Napoleon's infrared burner system is designed with strategically positioned burner ports to direct the fuel towards its exclusive phazeramic burner, creating a red hot glow that generates the infrared heat waves which then radiate from the fireplace to surrounding cooler objects in the room. The built-in heat exchange system is maximized by deflecting the exhausting flue gasses toward the glass for optimum heat transfer into the room. These two systems alone are an effective source of heat for most rooms, eliminating the need for a blower.



2

## Close to the Hearth Installations

Clean face design allows a full view of the yellow dancing flames. The IR series is louvre free allowing the glowing fire to sit directly on the hearth, filling the firebox with flames to complete the traditional masonry fireplace look.

3

## No Power? No Problem! - No Electricity Needed

The IR Series comes complete with a battery pack so you can operate the fireplace without using any electricity, staying safe, warm and cozy during power failures.

4

## La Precisa SIT Valve - Electronic Ignition

Surrounded with a protective cast aluminum jacket, the La Precisa SIT Valve allows for ultimate reliability and 100% SAFE GUARD™ gas control system for your peace of mind.



5

## Exclusive NIGHT LIGHT™ System

Napoleon's exclusive NIGHT LIGHT™ illuminates the decorative firebox even when the fireplace is off. (Requires electricity to operate this feature)

6

## Safety Screen

Safety screens are available to protect children, adults and pets from touching the hot glass surface.

7

## ACS (Anti-Condensation Switch)

Napoleon's exclusive ACS reduces condensation build up on the glass. (Optional)

8

## Convenient Levelling Legs

Units come complete with leveling legs to simplify the inserts installation on an uneven hearth.

9

## Modulating Burner System


IR3 single burner 'manual' flame modulation (optional remote controls available for 'on/off' or 'thermostatic' control only).  
IR3G single burner remote control flame modulation (automatic or manual) with hand held remote supplied.  
XIR3 and XIR4 – DUAL burner remote control flame modulation (automatic or manual) with hand held remote supplied.




10

## Heat Circulating Blower

When an extreme amount of heat is needed, an optional blower is available. Blowers require electricity to operate. (Standard with the XIR4)





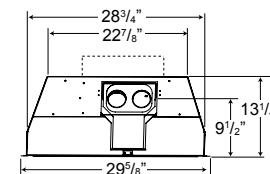
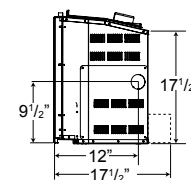

Fireplace Inserts • Charcoal Grills • Gas Fireplaces • Waterfalls • Wood Stoves  
Casual Furniture • Electric Fireplaces • Outdoor Fireplaces • Gourmet Gas Grills

Model	BTU'S (Input)		Venting Direct 2"-3"	Height		Front Width		Depth		Electronic Ignition
	Natural Gas	Propane		Actual	Minimum Opening	Actual	Minimum Opening	Actual	Minimum Opening	
IR3	18,000 - 24,000	18,000 - 24,000	Top	21"	21 1/2"	29 5/8"	29"	13 1/4"	13 1/2"	Yes
IR3G	15,000 - 24,000	17,000 - 24,000	Top	21"	21 1/2"	29 5/8"	29"	13 1/4"	13 1/2"	Yes
XIR3	15,000 - 31,000	16,000 - 31,000	Top	21"	21 1/2"	29 5/8"	29"	13 1/4"	13 1/2"	Yes
XIR4	16,000 - 40,000	15,000 - 40,000	Top	24 1/2"	25"	34 3/4"	34 1/4"	16 5/8"	17"	Yes

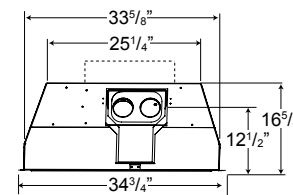
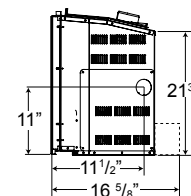
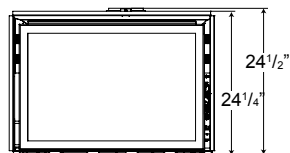
Model	Glass Type	Glass Size		Viewing Area (sq. in.)	Efficiencies			Blower	Remote Control	NIGHT LIGHT	Mobile Home Certified
		Height	Width		EnerGuide	AFUE	Steady State				
IR3	Ceramic	17"	25 9/16"	364	64%	66.3%	77%	Optional*	Optional	N/A	Yes
IR3G	Ceramic	17"	25 9/16"	364	64.2%	63.9%	80%	Optional*	Standard	Standard	Yes
XIR3	Ceramic	17"	25 9/16"	364	67%	68.4%	80%	Optional*	Standard	Standard	Yes
XIR4	Ceramic	20 5/8"	31"	553	68.9%	72.4%	83%	Standard	Standard	Standard	Yes

\* Add an additional 4" to the minimum opening depth dimension for optional blower

IR3, IR3G & XIR3



XIR4




Authorized Dealer

**GO GREEN WITH NAPOLEON®**  
Napoleon® uses 100% recycled corrugated packaging.



24 Napoleon Road, Barrie, Ontario, Canada L4M 0G8  
103 Miller Drive, Crittenden, Kentucky, USA 41030  
7200 Trans Canada Highway, Montreal, Quebec, Canada H4T 1A3

Tel: 705-721-1212 Fax: 705-722-6031  
napoleonfireplaces.com



Consult your owner's manual for complete installation instructions and proper clearances to combustible materials. Check all local and national building codes and gas regulations. All specifications are subject to change without prior notice due to on-going product improvements. Products may not be exactly as shown. Napoleon® is a registered trademark of Wolf Steel Ltd. © Wolf Steel Ltd. EnerGuide - A Canadian efficiency standard based on frequent, short start-up and cool-down cycles. All appliances sold in Canada are subject to this EnerGuide rating system. AFUE - A US efficiency standard (Department of Energy) based on extended on/off cycles, more typical of fireplace usage. Steady State - Reflects the highest possible overall heating efficiency.