



Turn your fireplace  
into a work of

Art

*Architectural Cast  
Stone Mantels*



# Quality & Durability

## Strength

We use a specially formulated compound of lightweight materials to get twice the strength of concrete without the brittleness, making our product far superior to any other architectural cast stone mantel. Easy to clean and maintain, our fireplaces and mantels are the pride of any interior setting.

## Texture

A unique pigmentation process is used to bring out the natural coloration of authentic stone. Not only does it look grand, but also makes it more resistant to any surface damage.

## Durability

The multi-stage production process builds in quality and durability at every level. Special treatments double seal the pores making them water repellent and able to resist staining more efficiently.

As shown on front cover ...  
customize your installation with  
tiles available through local tile  
outlets.



Mantels are cast from natural products  
and variances in colour and hues occur.

Napoleon® architectural cast stone  
surrounds combine centuries-old  
tradition with contemporary production  
techniques to make them truly  
one-of-a-kind masterpieces.

Choose from an array of designs,  
each with its own individual textures,  
colours and accents, to suit any décor.  
The look and feel of real stone  
without the weight makes installation  
quick, easy and cost-effective.

Transform your fireplace into a work of  
art. Visit [www.napoleonfireplaces.com](http://www.napoleonfireplaces.com)  
today to find an authorized dealer near  
you or call 705.721.1212  
Fax: 705.722.6031  
[www.napoleonfireplaces.com](http://www.napoleonfireplaces.com)

Napoleon® offers a complete line  
of high efficiency gas fireplaces and  
Napoleon's Fireplace Design Studio  
allows you to choose the perfect  
fireplace and mantel combination  
for your home.

[www.fireplacedesignstudio.com](http://www.fireplacedesignstudio.com)



# Anatomy of a Fireplace & Mantel Surround

**Header**  
The area below the mantel shelf, often with delicate carving on it.

**Leg**  
One of the two vertical columns on either side of a fireplace.

**Hearth**  
Fits beneath mantel surround, extending out into the room.  
Note: Addition of hearth will raise total height.

**Mantel Shelf**  
A flat horizontal slab jutting from the wall for displaying art pieces.

**Filler Kit**  
Beautifully balances to transition seamlessly from the fireplace to the surround.

**The Fireplace**







# Brienne



The Brienne features straight refined legs, precisely designed with crisp clean lines and inlay detail.

## Compatible with models:

\*36 & \*33/34 Series

\*Filler kits may be required.

Choose the perfect fireplace for your Brienne mantel.



Stratford Limestone

Tall and stately, it makes an unmistakable statement of class in your living room.



# Masena



The Masena impresses with its smooth, contoured texture. The adjustable design allows for a wide range of fireplace applications.



Niagara Limestone

Designed for affordable elegance, the Masena makes a refined statement.



## Compatible with models:

70, 42, 36, 33/34 Series

The centre keystone and legs on this model are adjustable to allow for multiple fireplace openings.

Choose the perfect fireplace for your Masena mantel.





# Mondovi



With a stone-sculpted finish  
accented by beautiful patterns,  
the Mondovi exudes  
royalty and class.

**Compatible with model:**

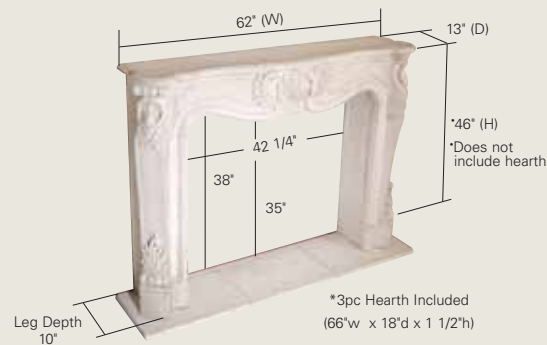
36 Series

\*Filler kit and hearth  
are included



Niagara Limestone

Add a touch of regal  
excellence as seen in the  
palatial residences of France.



# Chelmsford

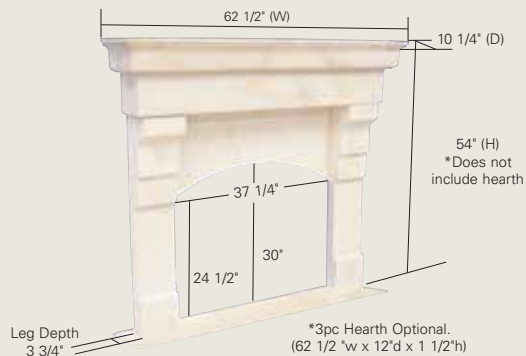


Beautifully hand crafted to complement Napoleon's Madison™ fireplace with either traditional rectangular or romantic arch opening.



Stratford Limestone

The warm beige tones will complement any décor.



**Compatible with model:**

GD80, The Madison™

Go to [fireplacedesignstudio.com](http://fireplacedesignstudio.com) to preview the Chelmsford and Madison™ fireplace in your home.



# Aveiro

✿ JURAStone Architectural  
Carved Mantel

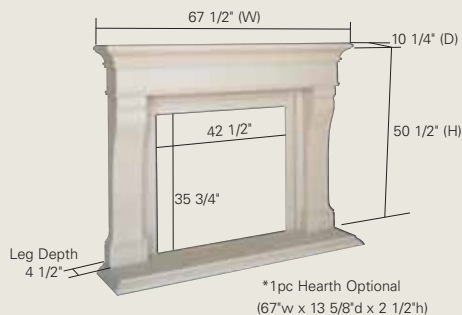


Coated with a textured scratch and stain resistant 'Tuscany' finish, this natural marble is hand carved to achieve precisely defined contours and profiles, adding elegance and genuine craftsmanship to your fireplace and home.



Tuscany

With its clean lines and smooth texture, it is the pride of any interior décor.



\*1pc Hearth Optional  
(67\"/>

## Compatible with models:

\*70, 42, \*36

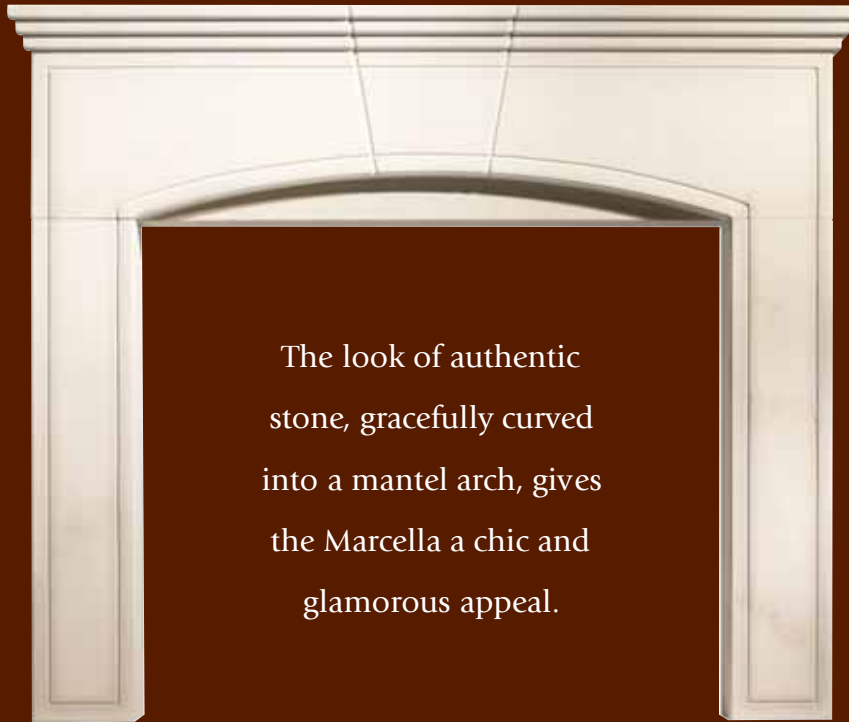
\*Filler kits are required.

Choose the perfect fireplace for your Aveiro mantel.





# Marcella

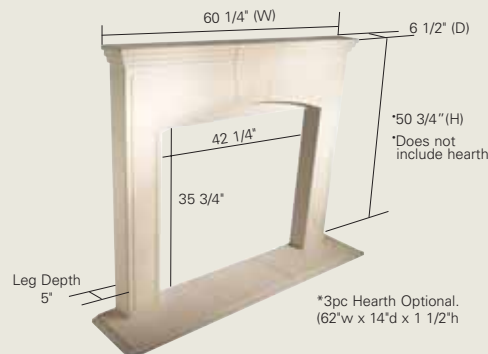


The look of authentic stone, gracefully curved into a mantel arch, gives the Marcella a chic and glamorous appeal.



Stratford Limestone

The perfect centerpiece of a living room that's out of the ordinary.



## Compatible with models:

\*70, 42, \*36 & \*33/34 Series

\*Filler kits are required.

Choose the perfect fireplace for your Marcella mantel.



# Other Napoleon® Products



Fireplace Inserts



Outdoor Living Products



Oil Stoves



Cast Iron Gas Stoves



Waterfall Collection



Vent Free Fireplaces



Electric Fireplaces



Direct Vent Gas Fireplaces



Gourmet Grills

- 103 Miller Drive, Crittenden, Kentucky, USA 41030
- 24 Napoleon Road, Barrie, Ontario, Canada L4M 4Y8
- 7200 Trans Canada Highway, Montreal, Quebec, Canada H4T 1A3

Call: 705-721-1212

[www.napoleonfireplaces.com](http://www.napoleonfireplaces.com) • [www.fireplacedesignstudio.com](http://www.fireplacedesignstudio.com)

Consult your owner's manual for complete installation instructions. All specifications are subject to change without prior notice due to on-going product improvements.

© Wolf Steel Ltd.

Walls and floors that are not straight or level must be considered during installation. Colours and textures shown may vary from actual product.

Authorized Dealer



ADBR853-01/2007