



Hearth Pads

Hargrove Hearth Pads are offered in most popular sizes, shapes and colors. Please consult your stove's owner's manual to determine the clearance requirements of your stove. Your Hargrove Hearth Pad dealer can then help you choose the most appropriate pad size and shape for your home.

Available in 5 colors!



Slate



Tuscany



Evening Sky

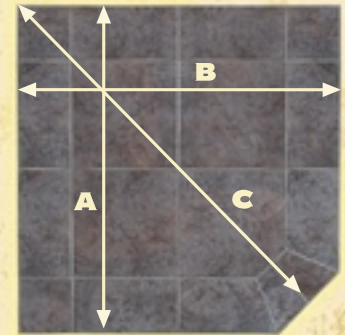
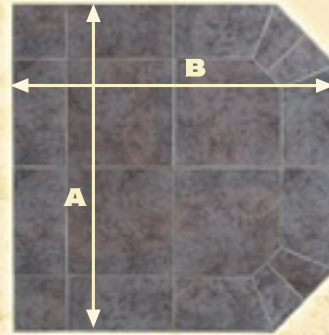
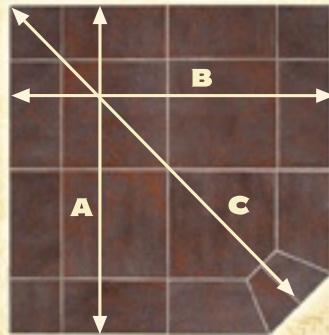
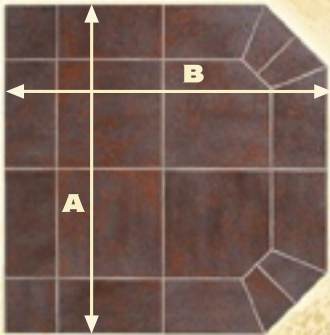


Tan



Dark Gray

Sizes Available (all pads are 1 1/4" thick)



Sizes for Slate, Tuscany, and Evening Sky

Standard

A	B	A	B
32" x 32"	40" x 48"		
36" x 36"	48" x 48"		
40" x 40"	48" x 54"		

Corner

A	B	C
36" x 36" x 45"		
40" x 40" x 49"		
48" x 48" x 59"		

Sizes for Tan and Dark Gray

Standard

A	B
36" x 36"	
40" x 40"	
48" x 48"	

Corner

A	B	C
40" x 40" x 49"		

Hargrove Manufacturing Corp.

207 Wellston Park Road, Sand Springs, Oklahoma 74063 • (800) 725-4166 • www.hargrovegaslogs.com



Suited for Wood,
Pellet, Corn
and Gas Stove
Applications



HEARTH PADS

Warm Feelings for a Lifetime